

LED Landscape Range

Second Edition



www.ledlighting.com.au
sales@ledlighting.com.au

PH: 612 9534 4404

A division of "Optic Fibre and LED Lighting Solutions"



IG-112 Inground Landscape Light



Features

- Creates striking wall effect with focus beam.
- IP68 design with integral thermal management for long life.
- High precision machining ensures perfect mechanical fit.
- Stainless steel (316) ensures corrosion free outdoor performance in salty and damp environments.

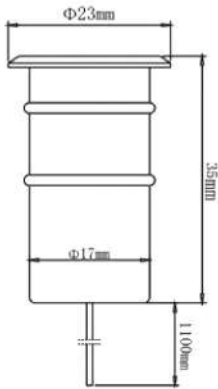
Material

- Body: Stainless steel 316
- Glass: Tempered glass

Applications

- Outdoors, gardens, landscapes (submersible up to 9m)

IG-112 Inground Landscape Light Series
 External 24VDC LED driver is required
 Lumen output: 100lm



Product Code	Lumen output	Beam	LED power	System power	CCT	CRI	LED Brand
LED-IG-112-W	100lm	60°	1W	1.2W	4000K	80	CREE
LED-IG-112-WW	100lm	60°	1W	1.2W	3000K	80	CREE
LED-IG-112-B	100lm	60°	1W	1.2W	Blue	80	CREE
LED-IG-112-G	100lm	60°	1W	1.2W	Green	80	CREE
LED-IG-112-R	100lm	60°	1W	1.2W	RED	80	CREE
LED-IG-112-Y	100lm	60°	1W	1.2W	Yellow	80	CREE
LED-IG-112-RGB	100lm	60°	1W	1.2W	RGB	80	Edison

Item No	Product Code	Description
01310	LED-IG-112-W	1W stainless steel Mini marker light 24VDC, Cool White
01311	LED-IG-112-WW	1W stainless steel Mini marker light 24VDC, Warm white
01312	LED-IG-112-B	1W stainless steel Mini marker light 24VDC, Blue
01313	LED-IG-112-G	1W stainless steel Mini marker light 24VDC, Green
01314	LED-IG-112-R	1W stainless steel Mini marker light 24VDC, Red
01315	LED-IG-112-Y	1W stainless steel Mini marker light 24VDC, Amber
01316	LED-IG-112-RGB	1W stainless steel Mini marker light 24VDC, RGB

IG-118 Inground Landscape Marker Light



Features

- A perfect marker light for in-ground, underwater or outdoor applications.
- IP68 design with integral thermal management for long life.
- High precision machining ensures perfect mechanical fit.
- Stainless steel (316) ensures corrosion free outdoor performance in salty and damp environments.

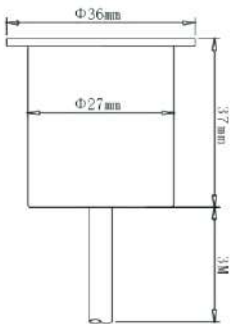
Material

- Body: Stainless steel 316
- Glass: Tempered frosted glass

Applications

- Outdoors, gardens, landscapes (submersible up to 9m)

IG-118 Inground Landscape Light Series
 External 24VDC LED driver is required
 Lumen output: 100lm




Product Code	Lumen output	Beam	LED power	System power	CCT	CRI	LED Brand
LED-IG-118-W	100lm	120°	1W	1.2W	4000K	80	CREE
LED-IG-118-WW	100lm	120°	1W	1.2W	3000K	80	CREE
LED-IG-118-B	100lm	120°	1W	1.2W	Blue	80	CREE
LED-IG-118-G	100lm	120°	1W	1.2W	Green	80	CREE
LED-IG-118-R	100lm	120°	1W	1.2W	RED	80	CREE
LED-IG-118-Y	100lm	120°	1W	1.2W	Yellow	80	CREE
LED-IG-118-RGB	100lm	120°	1W	1.2W	RGB	80	Edison

Item No	Product Code	Description
01350	LED-IG-118-W	1W stainless steel marker light 24VDC, Cool White
01351	LED-IG-118-WW	1W stainless steel marker light 24VDC, Warm White
01352	LED-IG-118-B	1W stainless steel marker light 24VDC, Blue
01353	LED-IG-118-G	1W stainless steel marker light 24VDC, Green
01354	LED-IG-118-R	1W stainless steel marker light 24VDC, Red
01355	LED-IG-118-Y	1W stainless steel marker light 24VDC, Amber
01366	LED-IG-118-RGB	1W stainless steel marker light 24VDC, RGB

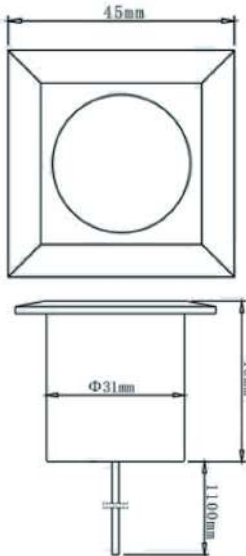
IG-119 Inground Landscape Light



Round LED-IG-119



Square LED-IG-119



Features

- Creates striking wall effect with focus beam.
- IP68 design with integral thermal management for long life.
- High precision machining ensures perfect mechanical fit.
- Stainless steel (316) ensures corrosion free outdoor performance in salty and damp environments.

Material

- Body: Stainless steel 316
- Glass: Tempered glass

Applications

- Outdoors, gardens, landscapes (submersible up to 9m)

IG-119 Inground Landscape Light Series
 External 24VDC LED driver is required
 Lumen output: 100lm

Round: LED-IG-119

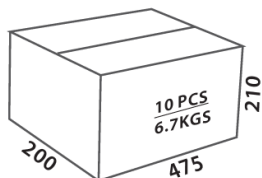
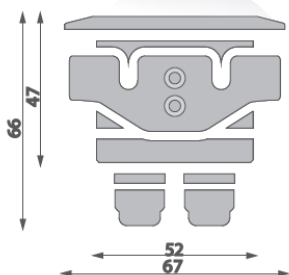
Product Code	Lumen output	Beam	LED power	System power	CCT	CRI	LED Brand
LED-IG-119-W-60	100lm	60°	1W	1.2W	4000K	80	CREE
LED-IG-119-WW-60	100lm	60°	1W	1.2W	3000K	80	CREE
LED-IG-119-B-60	100lm	60°	1W	1.2W	Blue	80	CREE
LED-IG-119-G-60	100lm	60°	1W	1.2W	Green	80	CREE
LED-IG-119-R-60	100lm	60°	1W	1.2W	RED	80	CREE
LED-IG-119-Y-60	100lm	60°	1W	1.2W	Yellow	80	CREE

Square: LED-IG-119

Product Code	Lumen output	Beam	LED power	System power	CCT	CRI	LED Brand
LED-IG-119-SQR-W-60	100lm	60°	1W	1.2W	4000K	80	CREE
LED-IG-119-SQR-WW-60	100lm	60°	1W	1.2W	3000K	80	CREE
LED-IG-119-SQR-B-60	100lm	60°	1W	1.2W	Blue	80	CREE
LED-IG-119-SQR-G-60	100lm	60°	1W	1.2W	Green	80	CREE
LED-IG-119-SQR-R-60	100lm	60°	1W	1.2W	RED	80	CREE
LED-IG-119-SQR-Y-60	100lm	60°	1W	1.2W	Yellow	80	CREE

Item No	Product Code	Description
01410	LED-IG-119-W-60	1W stainless steel mini recessed LED light 24VDC 60° beam, Cool White
01411	LED-IG-119-WW-60	1W stainless steel mini recessed LED light 24VDC 60° beam, Warm White
01412	LED-IG-119-B-60	1W stainless steel mini recessed LED light 24VDC 60° beam, Blue
01413	LED-IG-119-G-60	1W stainless steel mini recessed LED light 24VDC 60° beam, Green
01414	LED-IG-119-R-60	1W stainless steel mini recessed LED light 24VDC 60° beam, Red
01415	LED-IG-119-Y-60	1W stainless steel mini recessed LED light 24VDC 60° beam, Amber
01418	LED-IG-119-SQR-W-60	1W square stainless steel mini recessed LED light 24VDC 60° beam, Cool White
01419	LED-IG-119-SQR-WW-60	1W square stainless steel mini recessed LED light 24VDC 60° beam, Warm White
01439	LED-IG-119-CAN	Inground canister to suit LED-IG-119 fitting

EPO micro CVL Ground Light



Features

- A perfect marker light for in-ground, underwater or outdoor applications.
- IP68 design with integral thermal management for long life.
- High precision machining ensures perfect mechanical fit.
- 8 mm tempered glass lens supports up to 2,000 kg “drive over” performance.
- Very low surface temperature lens can be touched without injury.

Material

- Cover: Stainless steel 316
- Body: Anodized Aluminium
- Glass: Tempered glass

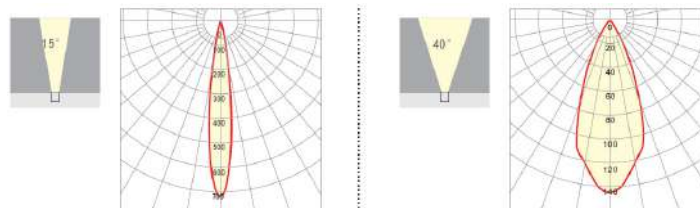
Applications

- Outdoors, gardens, landscapes

EPO Micro CVL Ground Light Series
 External 24VDC LED driver is required (Non-Dimmable)
 Lumen output: 70-80lm


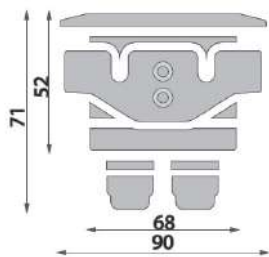
Product Code	Lumen output	cd	Beam	LED power	System power	CCT	CRI	LED Brand
LED-EPO2-CVL-W3-15	70lm	715	15°	1.6W	2W	3000K	83	CREE
LED-EPO2-CVL-W4-15	80lm	735	15°	1.6W	2W	4000K	83	CREE
LED-EPO2-CVL-W3-40	70lm	145	40°	1.6W	2W	3000K	83	CREE
LED-EPO2-CVL-W4-40	80lm	155	40°	1.6W	2W	4000K	83	CREE

Efficiency: 40 lm/W
 Life time: 50,000 hours (70% Lumen maintenance)
 3 Years Guarantee



Item No	Product Code	Description
01800	LED-EPO2-CVL-W3-15	2W Anodised body, stainless steel face ground light 24VDC 15 degree, Warm White
01802	LED-EPO2-CVL-W3-40	2W Anodised body, stainless steel face ground light 24VDC 40 degree, Warm White
01803	LED-EPO2-CVL-W4-15	2W Anodised body, stainless steel face ground light 24VDC 15 degree, Neutral White
01805	LED-EPO2-CVL-W4-40	2W Anodised body, stainless steel face ground light 24VDC 40 degree, Neutral White
01806	LED-EPO2-CVL-CAN	Inground Canister

EPO mini CVL Ground Light



Features

- A perfect marker light for in-ground, underwater or outdoor applications.
- IP68 design with integral thermal management for long life.
- High precision machining ensures perfect mechanical fit.
- 8 mm tempered glass lens supports up to 2,000 kg “drive over” performance.
- Very low surface temperature lens can be touched without injury.

Material

- Cover: Stainless steel 316
- Body: Stainless steel 316
- Glass: Tempered glass

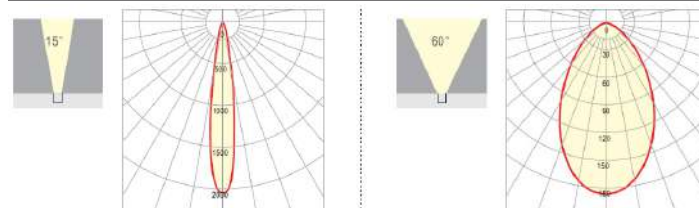
Applications

- Outdoors, gardens, landscapes

EPO Mini CVL Ground Light Series
 External 24VDC LED driver is required (Non-Dimmable)
 Lumen output: 250-280lm

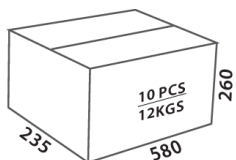
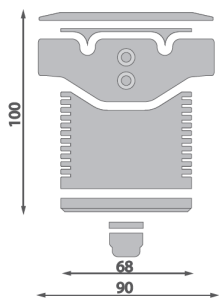
Product Code	Lumen output	cd	Beam	LED power	System power	CCT	CRI	LED Brand
LED-EPO4-CVL-W3-15	250lm	2023	15°	4.3W	4.8W	3000K	83	CREE
LED-EPO4-CVL-W4-15	280lm	2171	15°	4.3W	4.8W	4000K	83	CREE
LED-EPO4-CVL-W3-60	250lm	185	60°	4.3W	4.8W	3000K	83	CREE
LED-EPO4-CVL-W4-60	280lm	294	60°	4.3W	4.8W	4000K	83	CREE

Efficiency: 70 lm/W
 Life time: 50,000 hours (70% Lumen maintenance)
 3 Years Guarantee



Item No	Product Code	Description
01810	LED-EPO4-CVL-W3-15	4.8W stainless steel recessed ground light 24VDC 15 degree beam, Warm White
01812	LED-EPO4-CVL-W3-60	4.8W stainless steel recessed ground light 24VDC 60 degree beam, Warm White
01813	LED-EPO4-CVL-W4-15	4.8W stainless steel recessed ground light 24VDC 15 degree beam, Neutral White
01815	LED-EPO4-CVL-W4-60	4.8W stainless steel recessed ground light 24VDC 60 degree beam, Neutral White
01816	LED-EPO4-CVL-CAN	Inground Canister

EPO maxi CVL Ground Light



Features

- A perfect marker light for in-ground, underwater or outdoor applications.
- IP68 design with integral thermal management for long life.
- High precision machining ensures perfect mechanical fit.
- 8 mm tempered glass lens supports up to 2,000 kg “drive over” performance.
- Very low surface temperature lens can be touched without injury.

Material

- Cover: stainless steel 316
- Body: Stainless steel 316
- Glass: Tempered glass

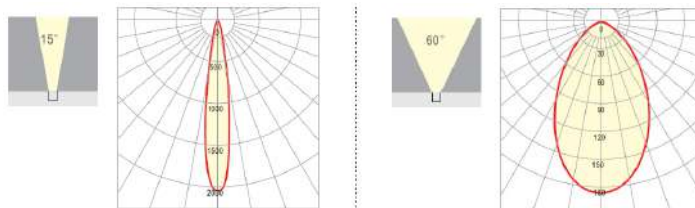
Applications

- Outdoors, gardens, landscapes

EPO Maxi CVL Ground Light Series
 External 24VDC LED driver is required (Non-Dimmable)
 Lumen output: 750-850lm

Product Code	Lumen output	cd	Beam	LED power	System power	CCT	CRI	LED Brand
LED-EPO11-CVL-W3-20	750lm	3147	20°	11W	11.5W	3000K	83	CREE
LED-EPO11-CVL-W4-20	850lm	3959	20°	11W	11.5W	4000K	83	CREE
LED-EPO11-CVL-W3-60	750lm	840	60°	11W	11.5W	3000K	83	CREE
LED-EPO11-CVL-W4-60	850lm	913	60°	11W	11.5W	4000K	83	CREE

Efficiency: 74 lm/W
 Life time: 50,000 hours (70% Lumen maintenance)
 3 Years Guarantee



Item No	Product Code	Description
01820	LED-EPO11-CVL-W3-20	11.5W stainless steel recessed ground light 24VDC 20 degree beam, Warm White
01822	LED-EPO11-CVL-W3-60	11.5W stainless steel recessed ground light 24VDC 60 degree beam, Warm White
01823	LED-EPO11-CVL-W4-20	11.5W stainless steel recessed ground light 24VDC 20 degree beam, Neutral White
01825	LED-EPO11-CVL-W4-60	11.5W stainless steel recessed ground light 24VDC 60 degree beam, Neutral White
01826	LED-EPO11-CVL-CAN	Inground Canister

EOS mini CVL Spike Light



Features

- Creates striking wall effect with focus beam.
- IP68 design with integral thermal management for long life.
- High precision machining ensures perfect mechanical fit.
- Stainless steel (316) front face ensures corrosion free outdoor performance in salty and damp environments.
- Optional stake mounting offers easy installation and tool free repositioning.

Material

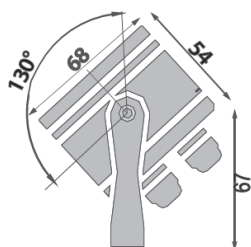
- Body: Stainless steel 316
- Glass: Tempered glass

Applications

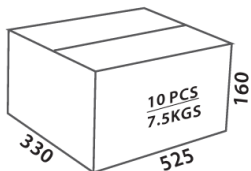
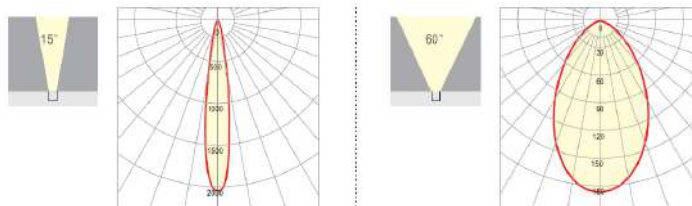
- Outdoors, gardens, landscapes

EOS Mini CVL Spike Light Series
 External 24VDC LED driver is required (Non-Dimmable)
 Lumen output: 250-280lm

Product Code	Lumen output	cd	Beam	LED power	System power	CCT	CRI	LED Brand
LED-EOS4-CVL-W3-15	250lm	2023	15°	4.3W	4.8W	3000K	83	CREE
LED-EOS4-CVL-W4-15	280lm	2171	15°	4.3W	4.8W	4000K	83	CREE
LED-EOS4-CVL-W3-60	250lm	185	60°	4.3W	4.8W	3000K	83	CREE
LED-EOS4-CVL-W4-60	280lm	294	60°	4.3W	4.8W	4000K	83	CREE



Efficiency: 58 lm/W
 Life time: 50,000 hours (70% Lumen maintenance)
 3 Years Guarantee



Item No	Product Code	Description
01830	LED-EOS4-CVL-W3-15	4.8W stainless steel mini landscape light, 12-24VDC 15 degree beam, Warm White
01832	LED-EOS4-CVL-W3-60	4.8W stainless steel mini landscape light, 12-24VDC 60 degree beam, Warm White
01833	LED-EOS4-CVL-W4-15	4.8W stainless steel mini landscape light, 12-24VDC 15 degree beam, Neutral White
01835	LED-EOS4-CVL-W4-60	4.8W stainless steel mini landscape light, 12-24VDC 60 degree beam, Neutral White

EOS maxi CVL Spike Light



Features

- Creates striking wall effect with focus beam.
- IP68 design with integral thermal management for long life.
- High precision machining ensures perfect mechanical fit.
- Stainless steel (316) front face ensures corrosion free outdoor performance in salty and damp environments.
- Optional stake mounting offers easy installation and tool free repositioning.

Material

- Body: Stainless steel 316
- Glass: Tempered glass

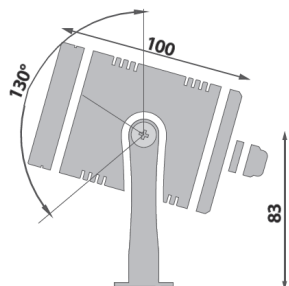
Applications

- Outdoors, gardens, landscapes

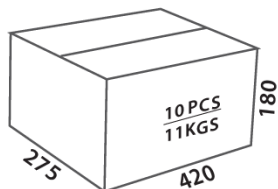
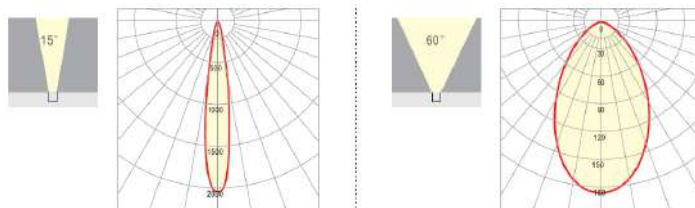


EOS Maxi CVL Spike Light Series
 External 24VDC LED driver is required (Non-Dimmable)
 Lumen output: 750-850lm

Product Code	Lumen output	cd	Beam	LED power	System power	CCT	CRI	LED Brand
LED-EOS11-CVL-W3-20	750lm	3147	20°	11W	11.5W	3000K	83	CREE
LED-EOS11-CVL-W4-20	850lm	3959	20°	11W	11.5W	4000K	83	CREE
LED-EOS11-CVL-W3-60	750lm	840	60°	11W	11.5W	3000K	83	CREE
LED-EOS11-CVL-W4-60	850lm	913	60°	11W	11.5W	4000K	83	CREE



Efficiency: 74 lm/W
 Life time: 50,000 hours (70% Lumen maintenance)
 3 Years Guarantee



Item No	Product Code	Description
01840	LED-EOS11-CVL-W3-15	11.5W stainless steel mini landscape light, 12-24VDC 15 degree beam, Warm White
01842	LED-EOS11-CVL-W3-60	11.5W stainless steel mini landscape light, 12-24VDC 60 degree beam, Warm White
01843	LED-EOS11-CVL-W4-15	11.5W stainless steel mini landscape light, 12-24VDC 15 degree beam, Neutral White
01845	LED-EOS11-CVL-W4-60	11.5W stainless steel mini landscape light, 12-24VDC 60 degree beam, Neutral White

Optic Fibre & LED Lighting Solutions



LED
lighting

**A brand you can trust with over 12 years of
experience in the LED Lighting field**